

**IMPORTANT NOTE:**

- Samsung Asia Pacific ex NZ Metaverse Theme ETF (“Sub-Fund”) is a sub-fund of Samsung ETFs Trust. The investment objective is to achieve long term capital growth by primarily investing in Asia Pacific region (excluding New Zealand) companies which engage in activities relating to or provide products, services or technologies that enable the development and operation of the Metaverse (the “Metaverse Business”). There can be no assurance that the Sub-Fund will achieve its investment objective.
- Investment involves risk, including the fluctuation of the price of the Sub-fund and the loss of investment principal. Historical performance does not indicate future performance.
- The Sub-Fund could be subject to certain key risks such as Investment risk; Active investment management risk; Equity market risk; Novel concept risk; Risks related to companies involved in Metaverse Business (including Limited operating history risk; Changes in technology risk; Governmental intervention risk; Regulatory risk and intellectual property risk; Significant capital investment risk; Cyberattack risk; Impact from other related sectors risk, etc.); Sector concentration risk; Geographical concentration risk; PRC related risks; Stock Connect risks; QFI regime risk; BSE, ChiNext market and/or STAR Board risks (including Higher fluctuation on stock prices and liquidity risk; Over-valuation risk; Differences in regulation; Delisting risk; Risk associated with transfer of listing for stocks listed on the BSE; Concentration risk; Significant investment losses risk, etc.); Emerging markets risk; Risks associated with ADRs; Currency risk; Renminbi (“RMB”) currency and conversion risk; Securities lending transactions risk; Distributions out of or effectively out of capital risks; Trading risks; Trading differences risk; Reliance on the Manager risk; Reliance on market maker risk; Termination risk, etc. Please note that the above listed investment risks are not exhaustive. Investors should refer to the prospectus, product key facts statement and other relevant documents of the Sub-Fund for details, including the product features, risk factors and distribution policy. Investors should not base on this material alone to make investment decisions.
- The Manager may at its discretion pay distributions out of capital, or effectively out of capital, of the Sub-Fund, amounting to a return or withdrawal of part of an investor’s original investment or from any capital gains attributable to that original investment, resulting in an immediate reduction of the NAV per unit.

# Samsung Asia Pacific ex NZ Metaverse Theme ETF

May 2024

3172 HKD counter

## FUND INFORMATION

ETF NAME	Samsung Asia Pacific ex NZ Metaverse Theme ETF
STRATEGY	Active Management
MANAGEMENT FEE	0.85% p.a.
LISTING DATE	7 July 2022
DISTRIBUTION POLICY	Annually, (usually in December of each year) (if any) in HKD subject to Manager’s discretion on all units
EXCHANGE	HKEX – Main Board
TRADING CURRENCY	HKD
TRADE LOT	50 units
CREATION/ REDEMPTION SIZE	100,000 units (or multiples thereof)
ISIN	HK0000860996
BLOOMBERG	3172 HK



## INVESTMENT STRATEGY

- Invest primarily in Asia Pacific region (excluding New Zealand) companies which engage in activities relating to or provide products, services or technologies that enable the development and operation of the Metaverse

## KEY FEATURES

- First actively managed APAC ex NZ Metaverse ETF in Hong Kong \*
- A simple tool that can help investors invest in Metaverse related industries in APAC ex NZ. Categories of companies being considered may include but are not limited to augmented reality/virtual reality, artificial intelligence, social media, online gaming, digital transactions, devices, platforms and content, etc
- Experienced portfolio management team helps investors pick APAC metaverse companies actively. Portfolio management team will pick companies being involved in the Metaverse Business in both its current business and/or its future project pipeline.

\*Source: Bloomberg, as of 16 June 2022

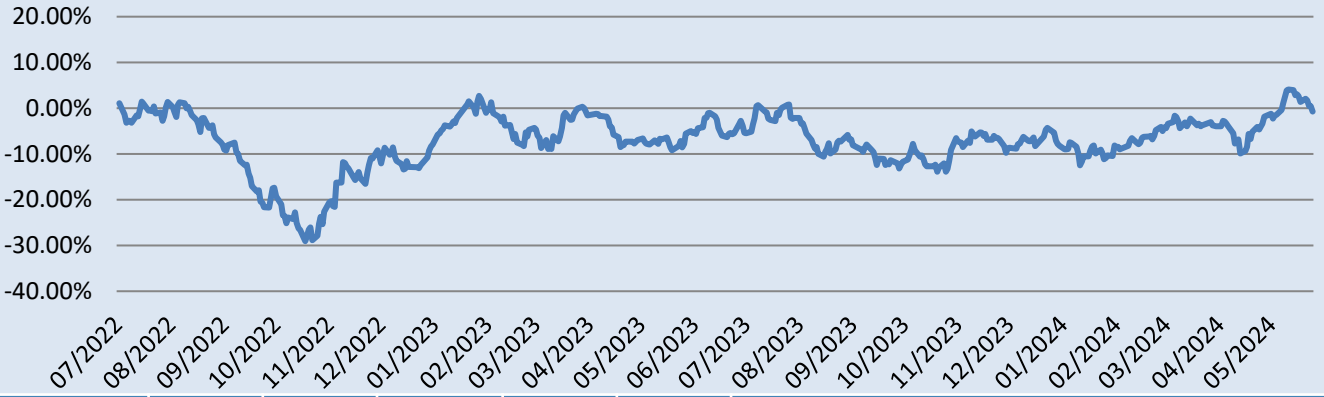
## FUND TOP 10 HOLDINGS

Portfolio Holdings	Listing Place	Weighting
TAIWAN SEMICON	Taiwan	8.71%
WIWYNN CORP	Taiwan	5.39%
SONY GROUP CORP	Japan	5.34%
TENCENT HLDG	Hong Kong	5.21%
SK HYNIX INC	South Korea	4.72%
SAMSUNG ELEC CO	South Korea	4.64%
SEA LTD ADR	US	3.87%
MEDIATEK INC	Taiwan	3.73%
GENIUS ELEC OPT	Taiwan	3.65%
ALIBABA GRP HOL	Hong Kong	3.56%

Source: Samsung Asset Management (HK) Ltd as of 31 May 2024


**SAMSUNG  
ASSET MANAGEMENT**

## CUMULATIVE RETURN (%)



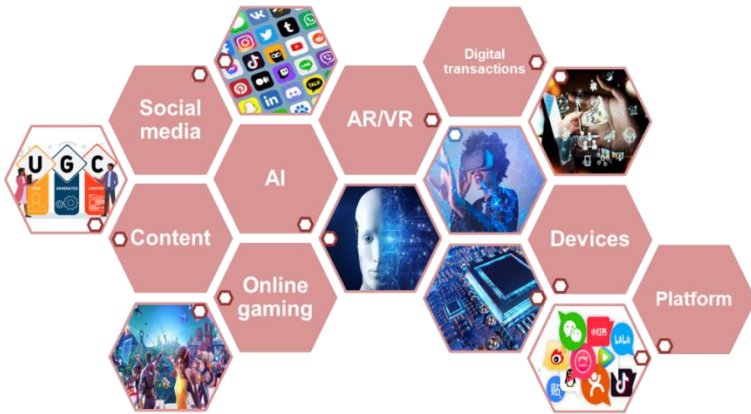
Return (%)	1M	3M	6M	1Y	YTD	Calendar Year				
						2019	2020	2021	2022	2023
<b>Fund</b>	4.14%	5.69%	6.17%	8.63%	3.73%	-	-	-	-	9.26%

Source: Samsung Asset Management (Hong Kong) Limited, as of 31 May 2024

Fund performance is calculated on NAV to NAV basis in USD without dividend reinvestment

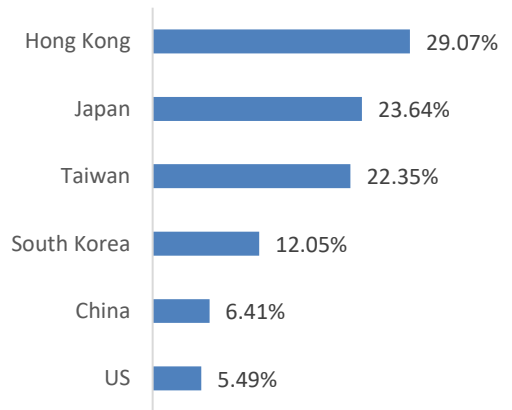
Past performance is not indicative of future performance

## CATEGORIES OF COMPANIES



Source: Samsung Asset Management, as of 16 June 2022

## LISTING PLACE BREAKDOWN



Source: Bloomberg, as of 31 May 2024

## POTENTIAL OF APAC METAVERSE

- China, Korea and Japan rank top 5 revenue and user penetration rate in online gaming counties in 2022<sup>^</sup>

China <sup>@</sup>	Korea <sup>*</sup>	Japan <sup>@</sup>
<ul style="list-style-type: none"> <li>Being the largest online game market in the world, with 666 million gamers currently and potentially 698 million by 2025, there is upside in terms of both user base and market size</li> <li>Leading companies - Tencent, Alibaba and NetEase</li> </ul>	<ul style="list-style-type: none"> <li>Aiming to be the fifth largest country in the global metaverse market by 2026</li> <li>Metaverse is utilised as a marketing channel for hosting virtual events, promoting brands, hosting offline events and even hosting political campaigns</li> <li>Leading companies – Samsung Electronics</li> </ul>	<ul style="list-style-type: none"> <li>There is a large number of start-ups involved in VR/AR games, as well as many VCs or corporate VCs (CVCs) that are investing in VR/AR gaming in Japan</li> <li>Leading companies – Sony</li> </ul>

<sup>^</sup> Source: Statista, as of Nov 2021

<sup>@</sup> Source: Credit Suisse, as of 8 Feb 2022

<sup>\*</sup> Source: The Korea Herald, as of 20 Jan 2022

### Disclaimer:

- The product has been authorized by the Securities and Futures Commission ("SFC"). Authorization by the SFC does not imply official recommendation. This material is for reference only and does not constitute an offer or suggestion of any transaction in any products.
- This material is prepared by Samsung Asset Management (Hong Kong) Limited and has not been reviewed by the SFC. If you are in any doubt about the content of this material, please refer to the prospectus, product key facts statement and other relevant documents for details, and seek for independent financial advice when necessary.