

IMPORTANT NOTE:

- Samsung NYSE FANG+ ETF (the "ETF") is a sub-fund of the Samsung ETFs Trust ("Trust"), which is an umbrella unit trust established under Hong Kong law. The ETF aims to provide investment results that, before fees and expenses, closely correspond to the performance of NYSE® FANG+™ Index ("Index").
- Investment involves risk, including the loss of principal. Historical performance does not indicate future performance.
- The ETF could be subject to certain key risks such as risk of United States market technology sector concentration risks; Technology theme risks; Multi-counter risks; Consumer discretionary sector risks; Equal weighted index risks; Risk associated with depository receipts; Other currency distributions risk, etc. Please note that the above listed investment risks are not exhaustive. Investors should refer to the prospectus of Samsung NYSE FANG+ ETF for details, including the product features and risk factors. Investors should not base on this material alone to make investment decisions.
- The Manager may at its discretion pay distributions out of capital, or effectively out of capital, of the ETF, amounting to a return or withdrawal of part of an investor's original investment or from any capital gains attributable to that original investment, resulting in an immediate reduction of the NAV per unit.

Samsung NYSE FANG+ ETF

2814 HKD counter / 9814 USD counter



April 2022

FUND INFORMATION

ETF NAME	Samsung NYSE FANG+ ETF
BENCHMARK	NYSE® FANG+™ Index
STRATEGY	Primarily Full Replication, manager may pursue Representative Sampling Replication
MANAGEMENT FEE	0.65% p.a.
LISTING DATE	25 May 2021
DISTRIBUTION POLICY	Semi-annually, (usually in June and December of each year) (if any) in USD subject to Manager's discretion.
EXCHANGE	HKEX – Main Board
TRADING CURRENCY	2814 – HKD / 9814 – USD
TRADE LOT	200 units
CREATION/REDEMPTION SIZE	200,000 units (or multiples thereof)
ISIN	HKD HK0000736758 USD HK0000736766
BLOOMBERG	HKD 2814 HK USD 9814 HK



INVESTMENT STRATEGY

- Invests into highly-traded and fast-growth US-listed stock of technology and tech-enabled companies such as Facebook®, Apple®, Amazon®, Netflix®, Baidu® and Alphabet (Google®), etc.

KEY FEATURES

- First FANG+ ETF in Hong Kong
- The rise of US stocks was mostly driven by technology giants in the past. The NYSE FANG+ index has significantly outperformed other major indexes since the base date (September 19, 2014), including the S&P 500 Index, NASDAQ Daq Index and Hang Seng Index, etc.
- More convenient for investing within Asia Time Zone
- A convenient tool to access US-listed companies with significant revenue exposures to a variety of of the areas of search, social networking, autonomous driving, electric vehicles, smartphones, mobile payments, e-commerce, online games, streaming media, online entertainment, cryptocurrencies and blockchain, big data, artificial intelligence, machine learning, digital advertising, cloud services and other innovative technologies.*
- Quarterly rebalancing with equal weighting*

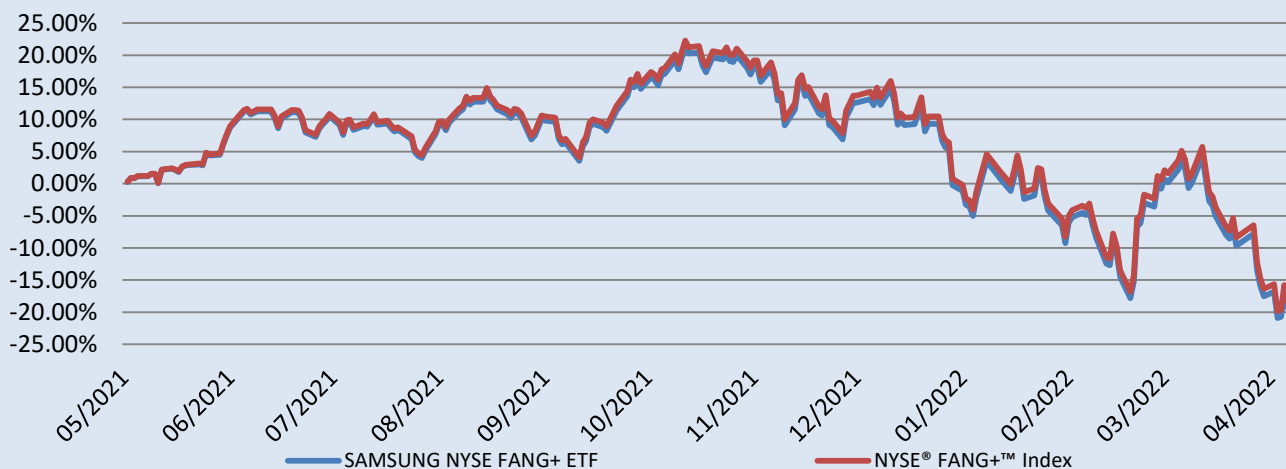
FUND TOP 10 HOLDINGS

Portfolio Holdings	Listing Place	Weighting
Apple	US	11.51%
Tesla	US	11.42%
Meta Platforms	US	11.10%
Microsoft	US	11.05%
Alibaba	US	10.72%
Baidu	US	9.98%
Alphabet	US	9.97%
Amazon	US	9.05%
Nvidia	US	8.37%
Netflix	US	5.96%

*Source: ICE Data Indices, as of 29 Apr 2022



CUMULATIVE RETURN (%)¹



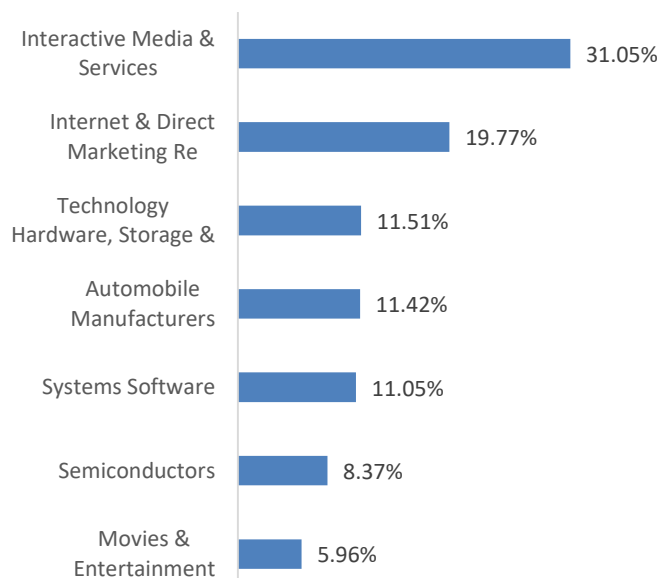
Return (%)	1M	3M	6M	1Y	YTD	Calendar Year				
						2017	2018	2019	2020	2021
Fund	-18.85%	-22.09%	-31.14%	-	-28.19%	-	-	-	-	-
Index²	-18.89%	-21.86%	-30.74%	-	-27.94%	-	-	-	-	-

Source: Samsung Asset Management (HK) Ltd, as of 29 Apr 2022

1. Fund performance is calculated in USD on NAV to NAV basis without dividend reinvestment

2. The fund's underlying index is NYSE® FANG+™ Index

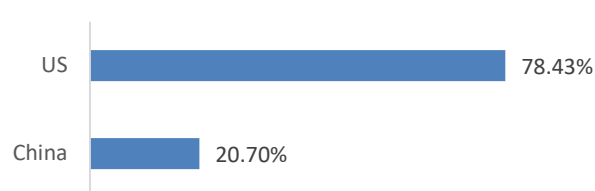
GICS SUB INDUSTRY BREAKDOWN



Source: Samsung Asset Management (HK) Ltd as of 29 Apr 2022

*GICS stands for Global Industry Classification Standard

PLACE OF DOMICILE BREAKDOWN



Source: Samsung Asset Management (HK) Ltd as of 29 Apr 2022

Disclaimer:

- The product has been authorized by the Securities and Futures Commission ("SFC"). Authorization by the SFC does not imply official recommendation. This material is for reference only and does not constitute an offer or suggestion of any transaction in any products. This material is prepared by Samsung Asset Management (Hong Kong) Limited and has not been reviewed by the SFC. If you are in any doubt about the content of this material, please seek independent financial advice.
- This material is prepared by Samsung Asset Management (Hong Kong) Limited and has not been reviewed by the Securities and Futures Commission ("SFC"). If you are in any doubt about the content of this material, please seek independent financial advice.
- Source ICE Data Indices, LLC ("ICE Data"), is used with permission. NYSE® FANG+™ Index is a service/trade mark of ICE Data Indices, LLC or its affiliates and has been licensed, along with the NYSE® FANG+™ Index ("Index") for use by Samsung Asset Management (Hong Kong) Limited in connection with Samsung NYSE FANG+ ETF (the "Product"). Neither Samsung Asset Management (Hong Kong) Limited, Samsung ETFs Trust (the "Trust") nor the Product, as applicable, is sponsored, endorsed, sold or promoted by ICE Data Indices, LLC, its affiliates or its Third Party Suppliers ("ICE Data and its Suppliers"). ICE Data and its Suppliers make no representations or warranties regarding the advisability of investing in securities generally, in the Product particularly, the Trust or the ability of the Index to track general stock market performance. ICE Data and its suppliers shall not be subject to any damages or liability with respect to the adequacy, accuracy, timeliness or completeness of the indices and the index data, which are provided on an "as is" basis and your use is at your own risk.