

#### IMPORTANT NOTE:

- Samsung CSI China Dragon Internet ETF (the "ETF") is a sub-fund of the Samsung ETFs Trust II ("Trust"), which is an umbrella unit trust established under Hong Kong law. The ETF aims to provide investment results that, before fees and expenses, closely correspond to the performance of the CSI Global China Internet Index ("Index").
- Investment involves risk, including the loss of principal. Investors should refer to the prospectus of Samsung CSI China Dragon Internet ETF (the "ETF") for details, including the risk factors. Investors should not base investment decisions on this material alone. Historical performance does not indicate future performance.
- The ETF could be subject to certain key risks such as risks of concentration in internet and technology sectors, tracking error risk, trading risk, stock connect risks and multi-counter risk, etc. Please note that the above listed investment risks are not exhaustive. Investors should refer to the prospectus of Samsung CSI China Dragon Internet ETF for details, including the product features and risk factors. Investors should not base on this material alone to make investment decisions.
- The Manager may at its discretion pay distributions out of capital, or effectively out of capital, of the ETF, amounting to a return or withdrawal of part of an investor's original investment or from any capital gains attributable to that original investment, resulting in an immediate reduction of the NAV per unit.

# SAMSUNG CSI CHINA DRAGON INTERNET ETF

HKD Counter: 2812 / USD Counter: 9812



October 2021

#### ETF NAME

- Samsung CSI China Dragon Internet ETF

#### BENCHMARK

- CSI Global China Internet Index

#### STRATEGY

- Primarily Full Replication, Manager may pursue Representative Sampling Replication

#### MANAGEMENT FEE

- 0.65% p.a.

#### LISTING DATE

- 20 Jun 2018

#### EXCHANGE

- HKEX – Main Board

#### TRADING CURRENCY

- 2812 – HKD / 9812 – USD

#### TRADE LOT

- 200 units

#### CREATION/REDEMPTION SIZE


- 300,000 units (or multiplies thereof)

#### ISIN

- HKD HK0000422805
- USD HK0000604055

#### BLOOMBERG

- HKD 2812 HK
- USD 9812 HK



## CHINA INTERNET SECTOR HIGHLIGHTS & GROWTH TREND

### Investment Strategy

The ETF seeks the performance return of approximately 30 largest global listed China internet companies amongst US, HK and China that has been listed for more than 3 months unless the size of IPO is more than USD10 billion\*.

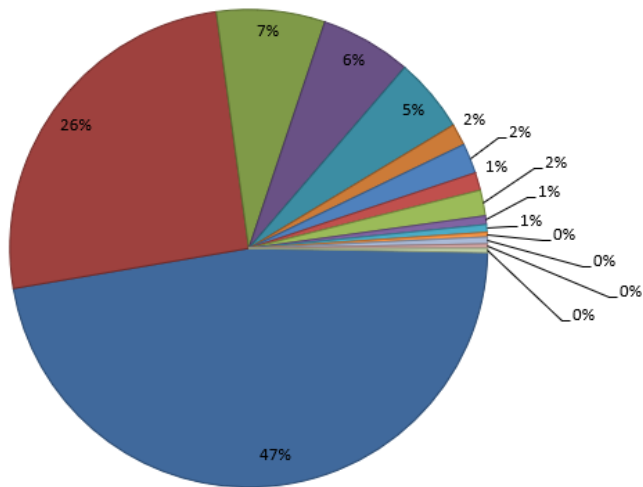
### Key Features

- Capture the fast growth of approximately 30 Chinese Internet companies led by Tencent, Alibaba and Meituan Dianping
- China is a major player in digital technologies locally and globally. It has potential growth backed by large and young Chinese demographic.
- The continuance of support from Chinese government's for the listing of new economy corporations

\* Source: China Securities Index Company



## Portfolio Analysis



■ Internet & Direct Marketing Re  
 ■ Interactive Home Entertainment  
 ■ Financial Exchanges & Data  
 ■ Hotels, Resorts & Cruise Lines  
 ■ Trucking  
 ■ Consumer Finance  
 ■ Systems Software  
 ■ Computer & Electronics Retail  
 ■ Interactive Media & Services  
 ■ Technology Hardware, Storage &  
 ■ Movies & Entertainment  
 ■ Real Estate Services  
 ■ Health Care Technology  
 ■ Health Care Services  
 ■ Education Services

Source: Bloomberg as of 29 October 2021

## Listing Place Breakdown

Listing Place	Weighting
US	49.69%
Hong Kong	42.98%
China	7.34%

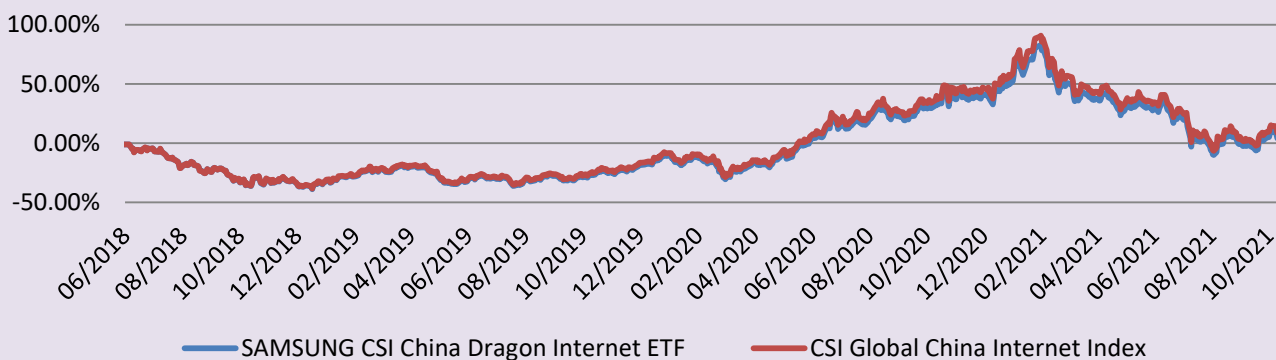
Source: Bloomberg as of 29 October 2021

## Fund Top 10 Holdings

Portfolio Holdings	Listing Place	Weighting
MEITUAN	Hong Kong	16.25%
TENCENT	Hong Kong	15.93%
ALIBABA	US	14.41%
JD.COM	US	8.26%
BAIDU	US	6.43%
PINDUODUO	US	6.25%
XIAOMI	Hong Kong	6.16%
EAST MONEY	China	4.75%
NETEASE	US	4.41%
KUAISHOU	Hong Kong	2.48%

Source: Bloomberg as of 29 October 2021

## Cumulative Performance (%)<sup>1</sup>



Return (%)	1M	3M	6M	1Y	YTD	Calendar Year				
						2016	2017	2018	2019	2020
<b>Fund</b>	4.74%	-1.62%	-26.42%	-22.99%	-29.47%	-	-	-	28.49%	76.83%
<b>Index<sup>2</sup></b>	4.86%	-1.32%	-26.26%	-22.38%	-29.13%	-	-	-	30.56%	79.64%

Source: Samsung Asset Management (Hong Kong) Limited, as of 29 October 2021

1. Fund performance is calculated in HKD on NAV to NAV basis without dividend reinvestment

2. The fund's underlying index is CSI Global China Internet Index

### Disclaimer:

- The product has been authorized by the Securities and Futures Commission ("SFC"). Authorization by the SFC does not imply official recommendation. This material is for reference only and does not constitute an offer or suggestion of any transaction in any products. This material is prepared by Samsung Asset Management (Hong Kong) Limited and has not been reviewed by the Securities and Futures Commission ("SFC"). If you are in any doubt about the content of this material, please seek independent financial advice.
- All rights in the Index vest in China Securities Index Company ("CSI"). CSI does not make any warranties, express or implied, regarding the accuracy or completeness of any data related to the Index. CSI is not liable to any person for any error of the Index (whether due to negligence or otherwise), nor shall it be under any obligation to advise any person of any error therein. The ETF based on the Index is in no way sponsored, endorsed, sold or promoted by CSI and CSI shall not have any liability with respect thereto.